






Date	Shift	Time	Incinerable Waste (yellow Bags)				Autoclavable Waste					
			Cytotoxic Bags		Yellow Bags		Red Bags		White		Blue	
												
			Sharp Container Metal Sharps		Card Boxes Glass Sharps		Nos	Kgs	Nos	Kgs	Nos	Kgs
				Nos	Kgs	Nos	Kgs	Nos	Kgs	Nos	Kgs	
01-02-2018	Mor	07:35	0	0	9	110.89	13	218.79	4	7.09	3	24.42
	Eve	01:25	1	4.13	4	52.34	9	159.6	1	2.77	2	19.6
02-02-2018	Mor	07:30	1	3.4	9	89.06	20	294.15	2	4.16	2	15.38
	Eve	01:30	0	0	5	64.12	4	49.62	1	2.1	2	22.32
03-02-2018	Mor	07:40	0	0	7	86.87	12	185.31	1	1.94	5	32.75
	Eve	01:40	1	2.29	5	74	6	87.37	6	76.9	3	26.21
04-02-2018	Mor	07:48	1	3.03	11	161.32	15	242.43	2	4.4	5	54.97
	Eve	00:00	0	0	0	0	0	0	0	0	0	0
05-02-2018	Mor	09:18	0	0	4	58.36	6	102.36	1	2.58	1	13.51
	Eve	03:55	1	1.89	6	66.93	15	235.41	2	8.48	3	41.17
06-02-2018	Mor	07:45	1	4.13	6	83.9	13	246.5	1	2.1	1	6.65
	Eve	02:05	1	0.61	5	52.03	5	97.71	1	2.81	4	46.63
07-02-2018	Mor	07:50	0	0	8	85.13	14	213.85	1	3.19	2	23.94
	Eve	01:45	1	1.27	7	81.67	9	126.7	2	5.56	2	14.42
08-02-2018	Mor	07:40	0	0	8	102.25	14	188.68	1	2.45	2	13.27
	Eve	01:50	2	4.14	8	100.76	11	110.65	2	6	4	28.85
09-02-2018	Mor	07:45	0	0	7	103.33	10	229.1	1	2.03	2	17.54
	Eve	01:35	0	0	8	111.39	12	168.63	2	6.8	4	29.18
10-02-2018	Mor	07:30	0	0	6	105.17	9	190.78	3	7.61	3	25.76
	Eve	01:20	1	5.5	5	55.65	7	99.64	2	6.22	5	38.59
11-02-2018	Mor	07:45	0	0	9	132.39	17	324.04	1	1.85	4	62.58
	Eve	00:00	0	0	0	0	0	0	0	0	0	0
12-02-2018	Mor	07:35	0	0	7	101.75	9	186.89	1	5.57	3	42.76
	Eve	04:00	0	0	3	22.11	4	51.42	6	19.11	1	11.55
13-02-2018	Mor	07:30	0	0	4	36.18	12	181.48	1	1.31	1	6.45
	Eve	01:25	1	1.74	6	107.36	8	128.6	2	6.05	3	21.5
14-02-2018	Mor	07:30	1	3.69	5	79.51	11	202.44	1	2.32	3	30.25
	Eve	01:15	0	0	7	94.51	7	169.3	2	6.04	3	22.04
15-02-2018	Mor	07:35	0	0	8	109.41	12	182.12	1	2.2	2	16.54
	Eve	02:00	0	0	7	77.38	4	89.22	1	3.16	3	18.72
16-02-2018	Mor	07:45	0	0	5	83	13	222.7	1	1.9	3	21.07
	Eve	01:00	1	3.2	6	89.99	9	104.42	2	7.4	3	22.39
17-02-2018	Mor	07:50	0	0	6	84.6	11	197.04	1	2.38	3	20.41
	Eve	02:15	0	0	9	106.54	9	166.97	2	8.62	3	21.61
18-02-2018	Mor	07:55	1	3.6	8	132.58	13	220.05	2	4.64	2	17.57
	Eve	00:00	0	0	0	0	0	0	0	0	0	0
19-02-2018	Mor	07:40	0	0	7	100.5	9	139.36	2	5.85	6	41.48
	Eve	05:00	0	0	2	14.89	5	53.74	2	6.5	5	58.2
20-02-2018	Mor	07:45	0	0	8	112.26	11	220.89	3	9.57	2	19.38
	Eve	03:00	0	0	1	3.22	3	17.33	1	2.77	1	12.24
21-02-2018	Mor	07:55	0	0	5	73.69	9	155.52	1	3	2	17.4
	Eve	01:15	1	4.6	5	50.24	4	73.29	2	5.4	4	41.42
22-02-2018	Mor	08:30	1	6.26	7	133.8	9	165.04	1	2.84	1	7.26
	Eve	01:30	0	0	5	62.17	7	92.3	2	10.85	3	22.96
23-02-2018	Mor	07:30	0	0	7	138.98	8	159.53	1	1.83	2	5.48
	Eve	01:30	1	5.9	8	107.7	8	176.3	2	5.18	7	56.57
24-02-2018	Mor	07:35	0	0	5	24.23	10	176.3	1	3.13	3	45.67
	Eve	01:30	1	5.9	8	107.7	8	176.3	2	5.18	7	36.37
25-02-2018	Mor	07:55	0	0	9	161.66	16	315.17	2	5.83	1	6.86
	Eve	00:00	0	0	0	0	0	0	0	0	0	0
26-02-2018	Mor	07:50	0	0	7	144.38	11	193.71	3	8.79	10	77.51
	Eve	05:15	0	0	4	52.12	7	114.3	0	0	0	0
27-02-2018	Mor	07:30	1	3.62	7	129.46	12	204.67	1	4.1	3	26.88
	Eve	01:10	0	0	1	9.42	5	80.76	1	3.12	1	11.11
28-02-2018	Mor	07:22	1	3.86	8	141.22	11	203.5	2	4.79	4	27.26
	Eve	02:46	0	0	4	56.3	10	172.25	1	9	1	9.88
Total			Total Bags	Total Cytotoxic Weight	Total Bags	Total Yellow Weight	Total Bags	Total Red Weight	Total Bags	Total (Containers) Metal sharps Weight	Total Bags	Total (Cardboard boxes) Glass sharp
	Mor		8	31.59	197	2905.88	330	5762.4	43	109.45	81	721
	Eve		13	41.17	129	1620.54	176	2801.83	47	216.02	74	633.53
	G. Total		21	72.76	326	4526.42	506	8564.23	90	325.47	155	1354.53

Vendor Name:

VULCAN WASTE MANAGEMENT

Vehicle No:

H.R 55 - 1374